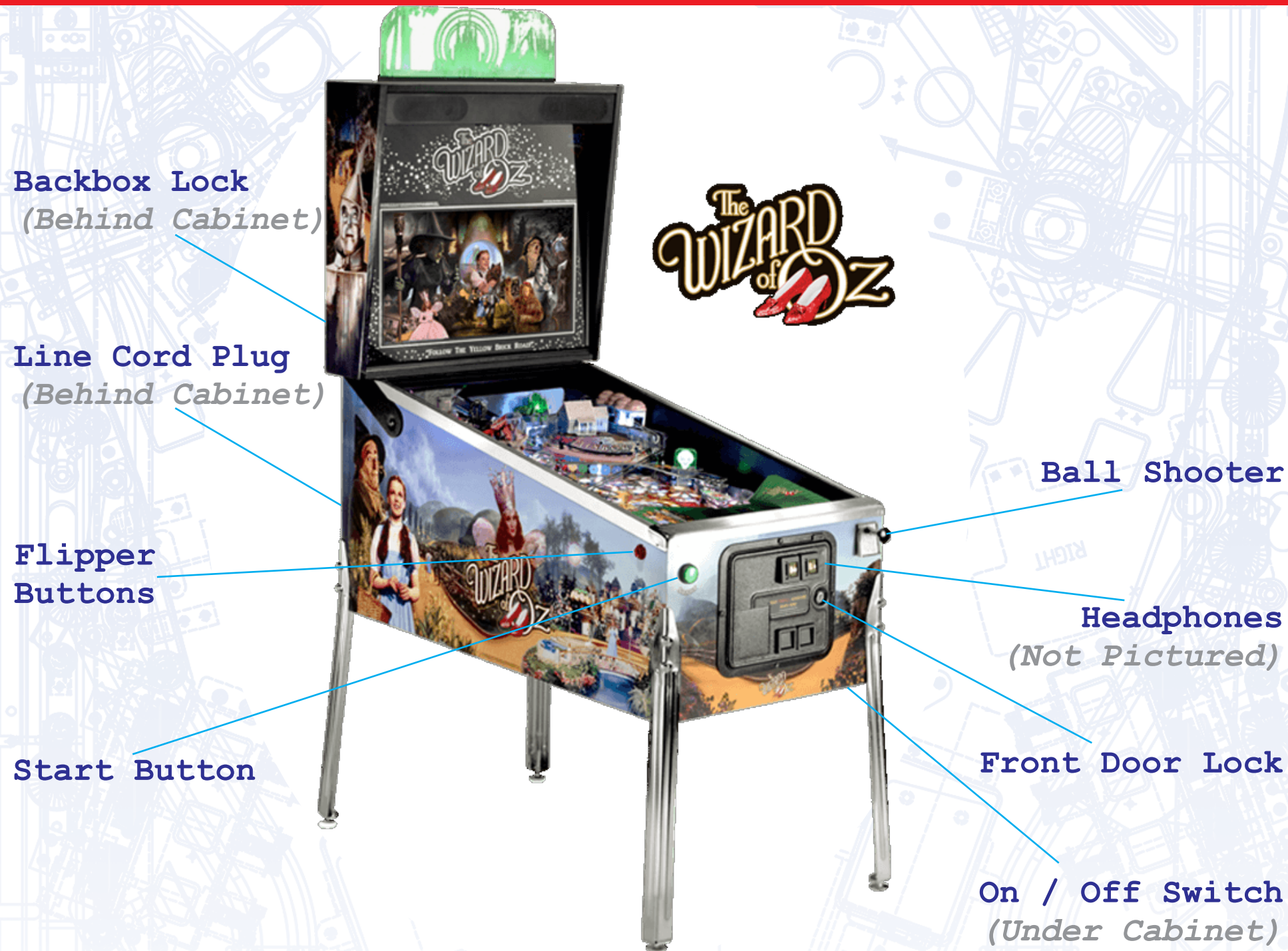


Quick Start Guide



Questions? Call Us!
(732) 364-9900



Download Game Manual!

Step 1: Visit <http://www.jerseyjackpinball.com/support/>

Step 2: Click on "Downloads".

Step 3: Select "Wizard of Oz" and click the download link.

Like + Follow Us Online!



JerseyJackPinball



@JJPinball



JerseyJackPinball

Register Your Game!


<http://store.jerseyjackpinball.com/Game-Registration/>

Registration enables your JJP Game Warranty and enters you into free random drawings for t-shirts and other JJP prizes!

Service@JerseyJackPinball.com

www.JerseyJackPinball.com

Quick Start Guide



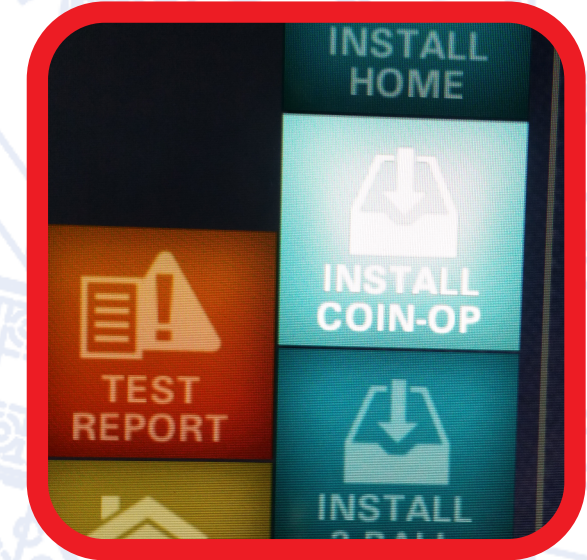
Key for Backbox Lock is hanging inside coin door.



Use buttons inside coin door to access & navigate Test Menu.



Game Operators can quickly switch the default Home settings:
Enter Button -> Game Presets -> Install Coin-Op



PLEASE CHECK AFTER UNPACKING YOUR GAME

- ✓ Cabinet legs are secure and stable on the ground.
- ✓ Foam shipping block behind playfield is removed.
- ✓ Topper is installed onto backbox (when applicable.)

See additional sheets located on the playfield glass for info!

CALIBRATE PLAYFIELD ANGLE

To adjust speed of play, set the front cabinet legs to lowest height, then raise back legs as desired.

A steeper angle will make the game play faster and more challenging!



Ensure that you have the latest software code for your game!
Visit the Downloads section on our Support page for updates & instructions.